


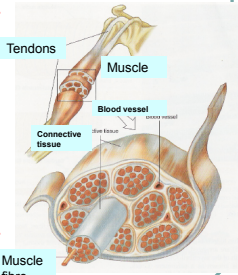
5 Function of the Muscular System

1. Produce _____ (skeletal muscle)
2. Maintain _____ and body position
3. Support _____
4. Guard entrance and exits (_____)
5. Maintain body _____ (Shiver)

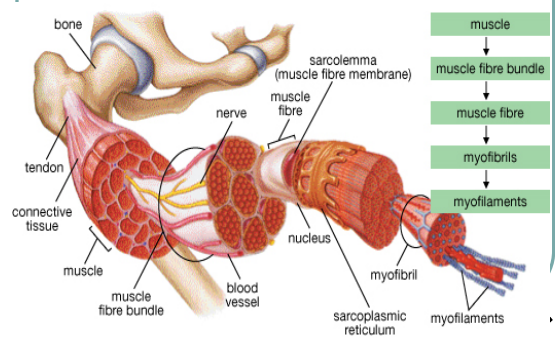
MONASH University Primary Science Teaching Resources
Monash Science Centre © 2006

Types of muscles

1. _____ muscles: _____
•Heart muscle makes your heart pump blood. 
2. _____ muscles: _____
BONES
•Attached to bones.
3. _____ muscle: _____
•Surround organs, tubes,
•Contract propels content through organs (peristalsis).



ching Resources Centre © 2006

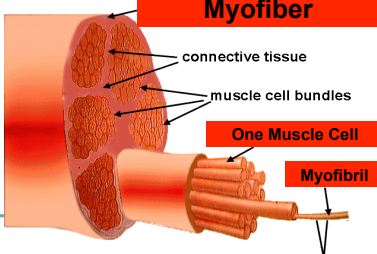


Labels in diagram: bone, tendon, connective tissue, muscle, muscle fibre bundle, blood vessel, nerve, muscle fibre, sarcolemma (muscle fibre membrane), nucleus, sarcoplasmic reticulum, myofibril, myofilaments.

Muscle Form

Comes in clumps – Called **Myofiber**

- One Muscle cell
- Myofibril



Labels in diagram: Myofiber, connective tissue, muscle cell bundles, One Muscle Cell, Myofibril.

MONASH University

Contraction

Just means to shorten the muscle

How:

- Actin & Myosin Ratchet off each other

1. Actin: Skinny (*think most actors*)
2. Myosin: Fat (*gluttony is a sin*)

•Video: Mute it!

RELAXATION → CONTRACTION

MONAS