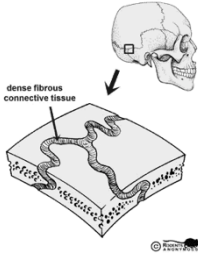
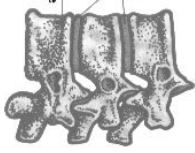
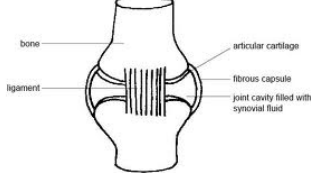







Joint Type	Form	Function	How does form fit function
<u>Fibrous Joints</u> Ex: _____			
<u>Cartilaginous joints</u> Ex: _____			
<u>Synovial Joints</u> Ex: _____			
<u>1. Ball-&-Socket joint</u> Ex: _____			
<u>2. Condylar joint</u> Ex: _____			
<u>Plane Joint</u> Ex: _____			
<u>Hinge Joint</u> Ex: _____			
<u>Pivot joint</u> Ex: _____			
<u>Saddle joint</u> Ex: _____	