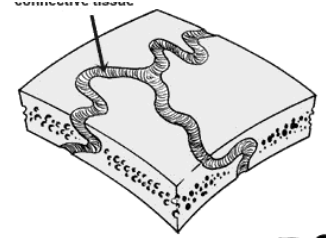
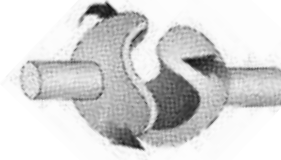
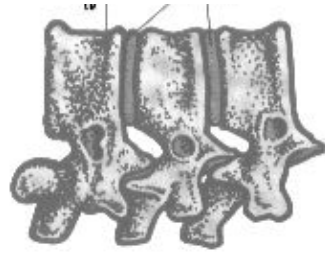


Self Test



Joint Type:

Ex: _____

How form Fits Function:

Joint Type:

Ex: _____

How form Fits Function:

Joint Type:

Ex: _____

How form Fits Function:

Joint Type:

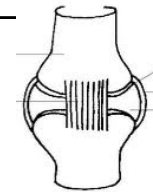

Ex: _____

How form Fits Function:

Joint Type:

Ex: _____

How form Fits Function:



Joint Type:

Ex: _____

How form Fits Function:

Joint Type:

Ex: _____

How form Fits Function:

Joint Type:

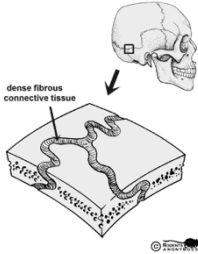
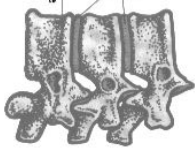
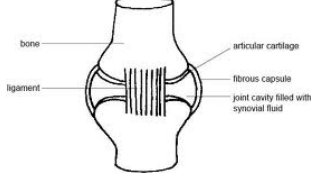





Ex: _____

How form Fits Function:

Joint Type:

Ex: _____

How form Fits Function:

Joint Type	Form	Function	How does form fit function
<p><u>Fibrous Joints</u></p> <p>Ex: _____</p>			
<p><u>Cartilaginous joints</u></p> <p>Ex: _____</p>			
<p><u>Synovial Joints</u></p> <p>Ex: _____</p>			
<p><u>1. Ball-&-Socket joint</u></p> <p>Ex: _____</p>			
<p><u>2. Condylar joint</u></p> <p>Ex: _____</p>			
<p><u>Plane Joint</u></p> <p>Ex: _____</p>			
<p><u>Hinge Joint</u></p> <p>Ex: _____</p>			
<p><u>Pivot joint</u></p> <p>Ex: _____</p>			
<p><u>Saddle joint</u></p> <p>Ex: _____</p>	