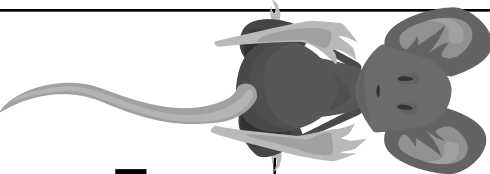
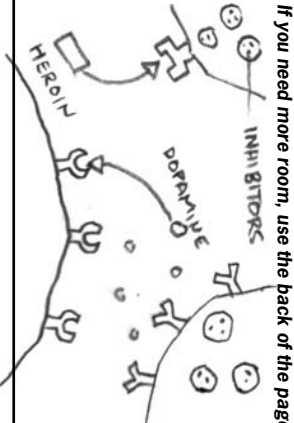
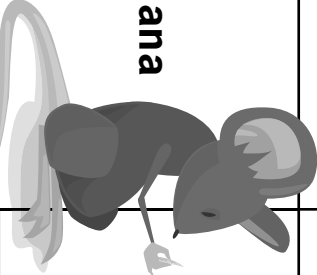


Name _____

Date _____


Mouse Party Neural Data Matrix

Log on to <http://gslc.genetics.utah.edu/units/addiction> and observe the Mouse Party. Fill in the table below, creating a sketch that summarizes the action of each drug in the “Summary Illustration” column.

Drug	Neurotransmitter(s) Involved	Action of Drug	Summary Illustration
 Heroin			 <p><i>If you need more room, use the back of the page</i></p>
Ecstasy			
Marijuana			

Name _____

Date _____

Methamphetamine			
Alcohol 			
Cocaine			
LSD 